

# Viewing Requirements

## Viewing Presentations with Windows Media Player

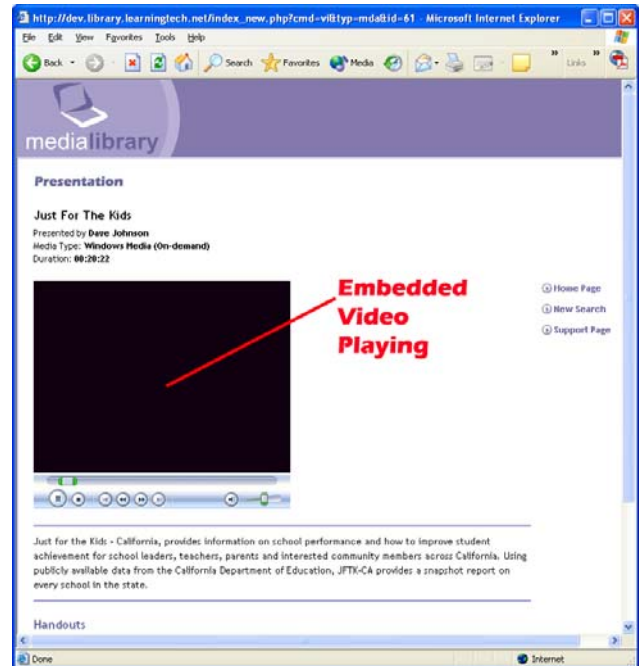
### Media Type: Windows Media (On-demand)

Some presentations, like “Video Editing Hardware” and the College Culture series, have the videos embedded on the web page using a program called Windows Media Player. If your computer does not already have this player, you will need to download and install it to continue.

### Windows Operating System

To install and view Windows Media on a computer running the Windows operating system, you need the following minimum system requirements:

- Windows NT® 4.0 or later, or Windows 98 or later.
- Microsoft Windows Media Player® 6.4 or later.
- Microsoft Internet Explorer 5.0 or later, or Netscape Navigator 7.0 or later.
- Microsoft recommends using Windows Media Player 10 series to optimize presentation playback.
- Download Microsoft **Windows Media Player 10 for Windows** at <http://windowsmedia.com/download>

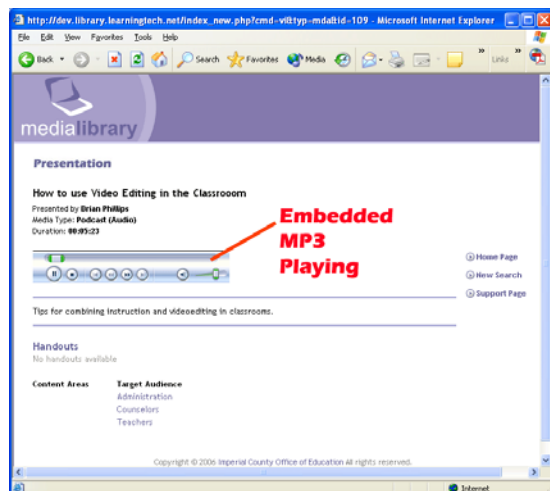


### Apple Macintosh Operating System

To install and view Windows Media on a computer running the Macintosh operating system (OS), you need the following minimum system requirements:

- Apple Mac OS X v 10.2 or later.
- Windows Media Player for Mac OS X.
- Internet Explorer 5.2.2 (or later) for Mac.
- Download **Windows Media Player 9 for Mac OS X** at <http://www.microsoft.com/windows/windowsmedia/software/Macintosh/osx/>

**Note:** For a listing of all Windows Media Player downloads for all available Windows and Apple versions, visit <http://www.microsoft.com/windows/windowsmedia/download/>



## Listening to Presentations with Windows Media Player

### Media Type: Podcast (Audio)

Some presentations are podcasts, like “Podcasting 101” and “To Blog or Not to Blog,” which are audio files played by a program that can play MP3 files. Most likely, these audio podcasts will play using Windows Media Player, embedded in your session window and will not open up a separate window. These are heard using computers with the same minimum system requirements as stated above.

## Viewing Presentations with Real Player

### Media Type: External Media (Webcasts)

Some presentations are webcasts, like “How Do I Prepare for the TV News Business?” and “Report the Weather,” and will open up and load in a separate window using a plug-in called Real Player. If your computer does not already have this player, you will need to download and install Real Player from <http://www.real.com> to continue.

### Windows Operating System

To install and view Real Player webcasts on a computer running the Windows operating system, you need the following minimum system requirements:

- 350MHz Intel Pentium II processor or equivalent
- 64MB of RAM(128MB on Windows XP or later)
- 52MB available disk space
- 28.8Kbps modem (audio only)
- 16-bit sound card and speakers
- 65,000-color video display card set to display at 800x600 (video)
- Windows 98SE, Windows ME, Windows 2000 with Service Pack 2 or later, or Windows XP
- IE 5.0 or later

### Apple Macintosh Operating System

To install and view Real Player webcasts on a computer running the Macintosh operating system (OS), you need the following minimum system requirements:

- Mac OS X 10.2 (with Safari installed) or later (10.3 or later recommended)
- 256 megabytes (MB) of RAM (512MB recommended)
- G3 or faster, Mac OS X compatible

**Note:** For a listing of all Real Player downloads for all available Window and Apple versions, visit <http://forms.real.com/real/player/blackjack.html>

## Viewing Presentations with QuickTime

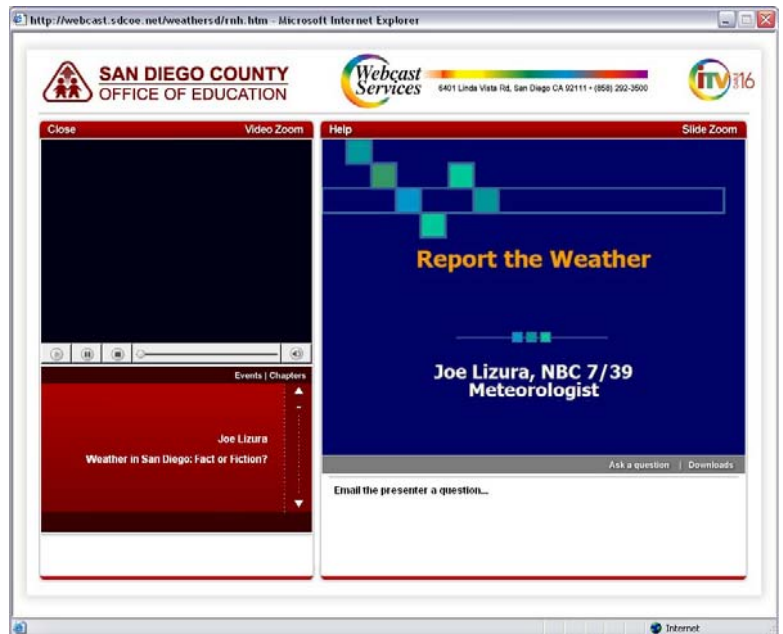
### Media Type: QuickTime movie or External Media

Some presentations are movies which are video files played by a plug-in called QuickTime. “Technology in Education: iPods” will play embedded in the same window as the description. However, some movies are External Media, like “Games in Education” and will open and play in a separate window. If your computer does not already have this player, you will need to download and install it to continue. Either type is viewed using computers with the following operating systems and software:

### Windows Operating System

To view QuickTime movies on a computer running the Windows operating system, you need the following minimum system requirements:

- 233 MHz Intel Pentium class or better processor
- At least 128MB of RAM
- Windows 2000/XP
- Download the QuickTime player for Windows at <http://www.apple.com/quicktime/download/win.html>



## Apple Macintosh Operation System

To view QuickTime movies on a computer running the Macintosh operating system (OS), you need the following minimum system requirements:

- 400 MHz G3 processor or faster
- At least 128 MB of RAM
- Mac OS X v10.3.9 or later
- Download the QuickTime player for Mac at <http://www.apple.com/quicktime/download/mac.html>

## Viewing Presentations with Producer 2003

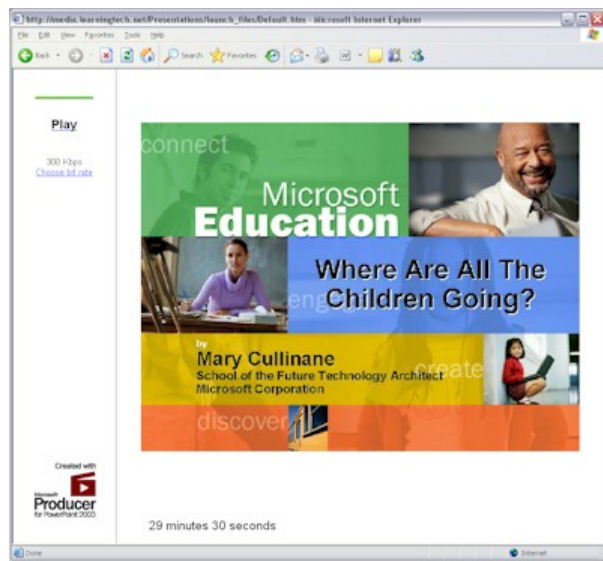
### Media Type: Microsoft Producer

Some presentations, like “Where Are All the Children Going?” will open up and load in a separate window. These were created using a free downloadable Microsoft program called Producer, which is used with PowerPoint XP/2003 to create rich multimedia presentations. Presentations created with Producer 2003 can be viewed using computers with the following minimum system requirements and installed software:

### Windows Operating System

To view Producer 2003 presentations on a computer running the Windows operating system, you need:

- Microsoft PowerPoint XP/2003
- Windows NT® 4.0 or later, or Windows 98 or later.
- Microsoft Windows Media Player® 6.4 or later.
- Microsoft Internet Explorer 5.0 or later, or Netscape Navigator 7.0 or later.



### Apple Macintosh Operating System

To view Producer 2003 presentations on a computer running the Macintosh operating system (OS), you need:

- Apple Mac OS X v 10.2 or later.
- Windows Media Player for Mac OS X.
- Internet Explorer 5.2.2 (or later) for Mac.

**Note:** Advanced playback features are not available when you view a presentation in Netscape Navigator running on the Windows operating system or in Internet Explorer for the Macintosh. For complete information about presentation playback differences in different browsers, see Producer 2003 Help.

### PowerPoint 2003 Add-in: Office Animation Runtime

Office Animation Runtime allows you to view PowerPoint 2002 (or later version) Web presentations that contains animations in Microsoft Internet Explorer 5.0 or later, if you do not have PowerPoint installed.

Download Office Animation Runtime <http://office.microsoft.com/downloads/2002/msorun.aspx>

### Note:

You do not need Office Animation Runtime if you already have PowerPoint installed.